

# DETERMINING PARTS-WHOLE RELATIONSHIPS

THE WHOLE OBJECT



PARTS OF THE OBJECT

MADE UP OF THESE PARTS

MADE UP OF THESE PARTS

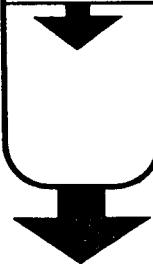

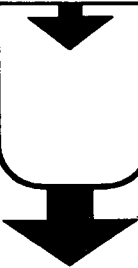

MADE UP OF THESE PARTS

MADE UP OF THESE PARTS

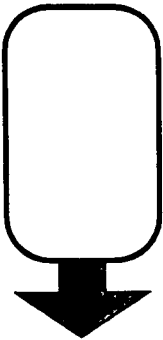
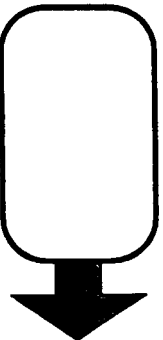
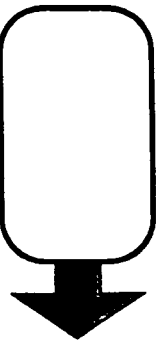
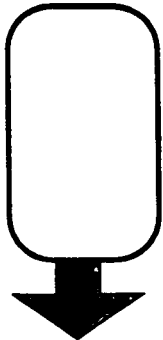
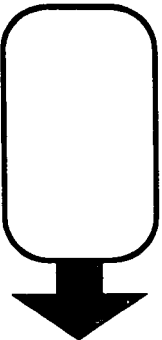
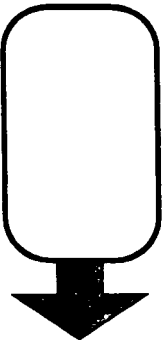
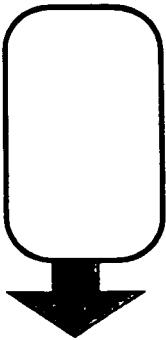
MADE UP OF THESE PARTS

MADE UP OF THESE PARTS




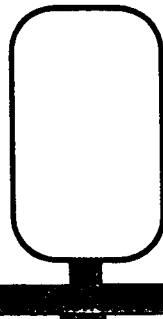


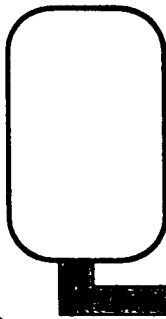
MADE UP OF THESE PARTS



WHAT WOULD HAPPEN TO THE OBJECT IF THE PARTS WERE MISSING?



WHAT IS THE FUNCTION OF THE PARTS?



WHAT IS THE RELATIONSHIP BETWEEN THE PARTS AND THE WHOLE?